



Hampstead Heath, London, NW3 2RD

Asking Price £499,000



59 South End Close



Description

A delightful two bedroom, top (fourth) floor flat in a popular purpose built ex local authority block, moments from Hampstead Heath and with far reaching views across London.

The accommodation comprises reception, separate kitchen, two double bedrooms and contemporary bathroom. The property benefits from ample storage space and off street parking (by separate negotiation), and is within easy reach of the shops and cafés in South End Green and Hampstead Heath station, as well as the wide range of amenities at nearby Hampstead High Street, with Belsize Park (Northern Line) tube station providing links to the City and West End.

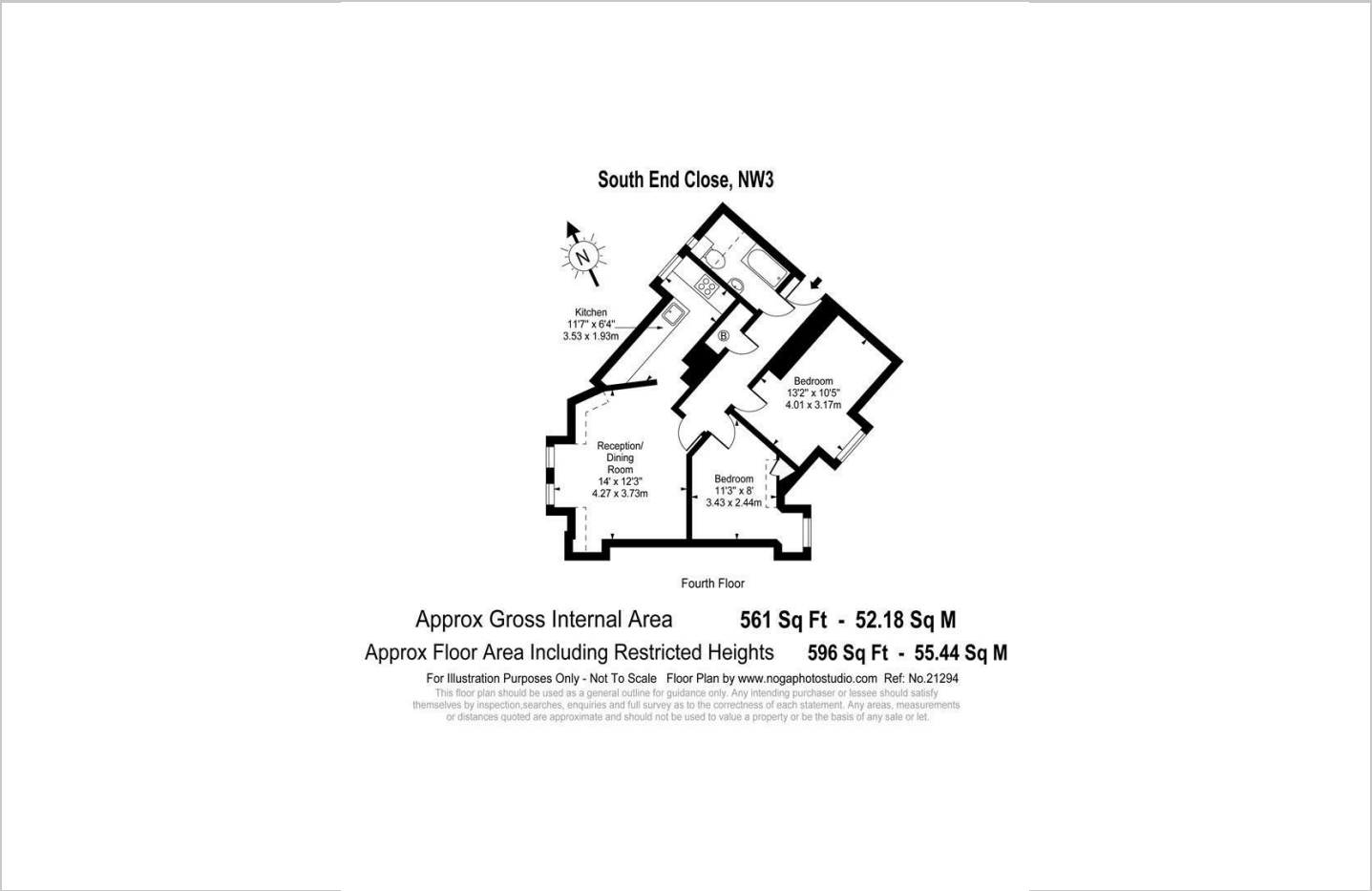
Lease: Approx 100 years remaining
Service Charge: Approx. £1,717 pa
Ground Rent: £10 pa
Council Tax Band: C

- TOP FLOOR FLAT (4TH)
- CLOSE TO AMENITIES
- NO ONWARD CHAIN
- 2 BEDROOMS
- MOMENTS FROM HAMPSTEAD HEATH

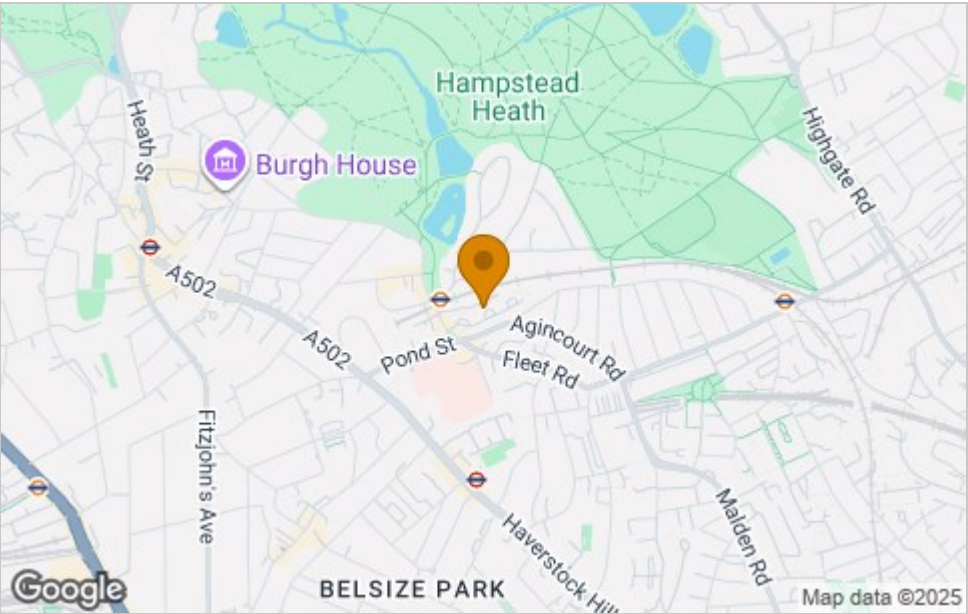




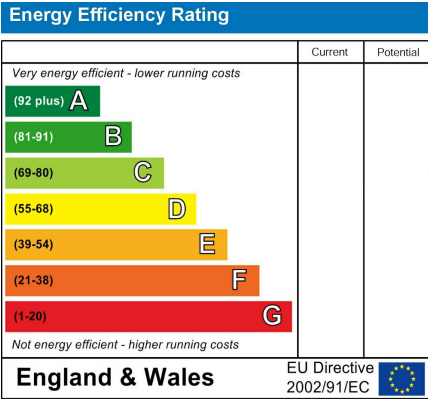
Floor Plan



Area Map



Energy Efficiency Graph



Viewing

Please contact our Hampstead Sales Office on 020 7431 1881 if you wish to arrange a viewing appointment for this property or require further information.

These particulars, whilst believed to be accurate are set out as a general outline only for guidance and do not constitute any part of an offer or contract. Intending purchasers should not rely on them as statements of representation of fact, but must satisfy themselves by inspection or otherwise as to their accuracy. No person in this firms employment has the authority to make or give any representation or warranty in respect of the property.